

STRETCHING



NECK

Master any muscle group with just 3 simple stretches. Discover the "3 OR LESS" Complete Stretching Guide – your key to effortless flexibility.

1



Instructions:

- Can be done standing or sitting
- Place your left hand on top of your head and gently pull towards the left side
- Pull the right hand down in the opposite direction until you feel a mild stretch in the side of the neck
- Take a deep breath while stretching
- Switch sides

Instructions:

- Can be done standing or sitting
- Interlock your fingers and extend both arms out as far as comfortably possible
- Take a deep breath while stretching



2

Instructions:

- Can be done standing or sitting
- Gently shrug your shoulders up
- Take a deep breath while stretching

3

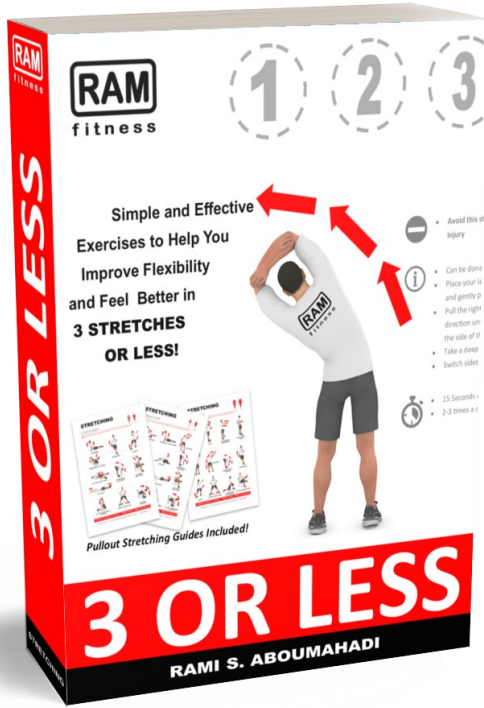


• Hold each stretch for 15-30 sec • Stretch slowly • Stop if you feel pain

50% Off! ←
For a Limited Time!

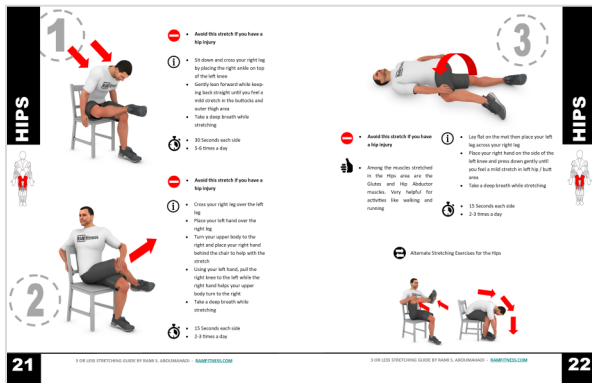
3 OR LESS eBook

→ **Unlock Better Flexibility Today!**

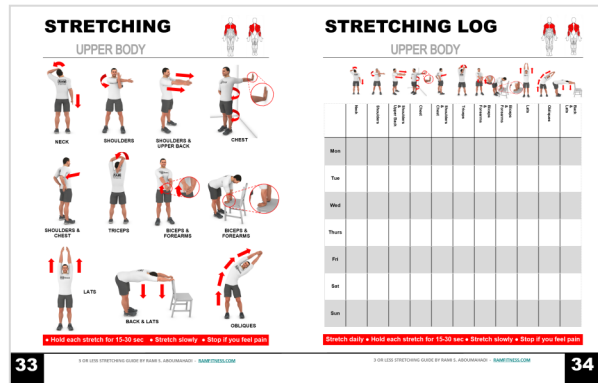


Discover the "3 OR LESS" method in this Complete Stretching Guide – your key to transforming your flexibility routine with easy, effective exercises.

- **Stretch Any Muscle in 3 Simple Moves:** Master key stretches for every major muscle group with just three easy-to-remember exercises.
- **Clear Visuals, No Fluff:** Over 50 pages of clear, concise demonstrations and practical tips.
- **Stay on Track:** Follow 4 tailored routines with matching logs to keep your progress in check.
- **Daily Essentials:** Don't miss the 12 must-do daily stretches for a healthier, more flexible body.
- **Customizable Routines:** Create your ideal stretching plan with blank, customizable logs.
- **Easy Navigation:** Quickly jump to any section with internal links, making navigation a breeze.
- **Instant Access:** Download and start stretching today, whether on your PC, smartphone, or tablet.



Sample page



Sample page

3OrLessBook.com

